

**VERDERFLEX®**



# Peristaltic Industrial Hose Pump

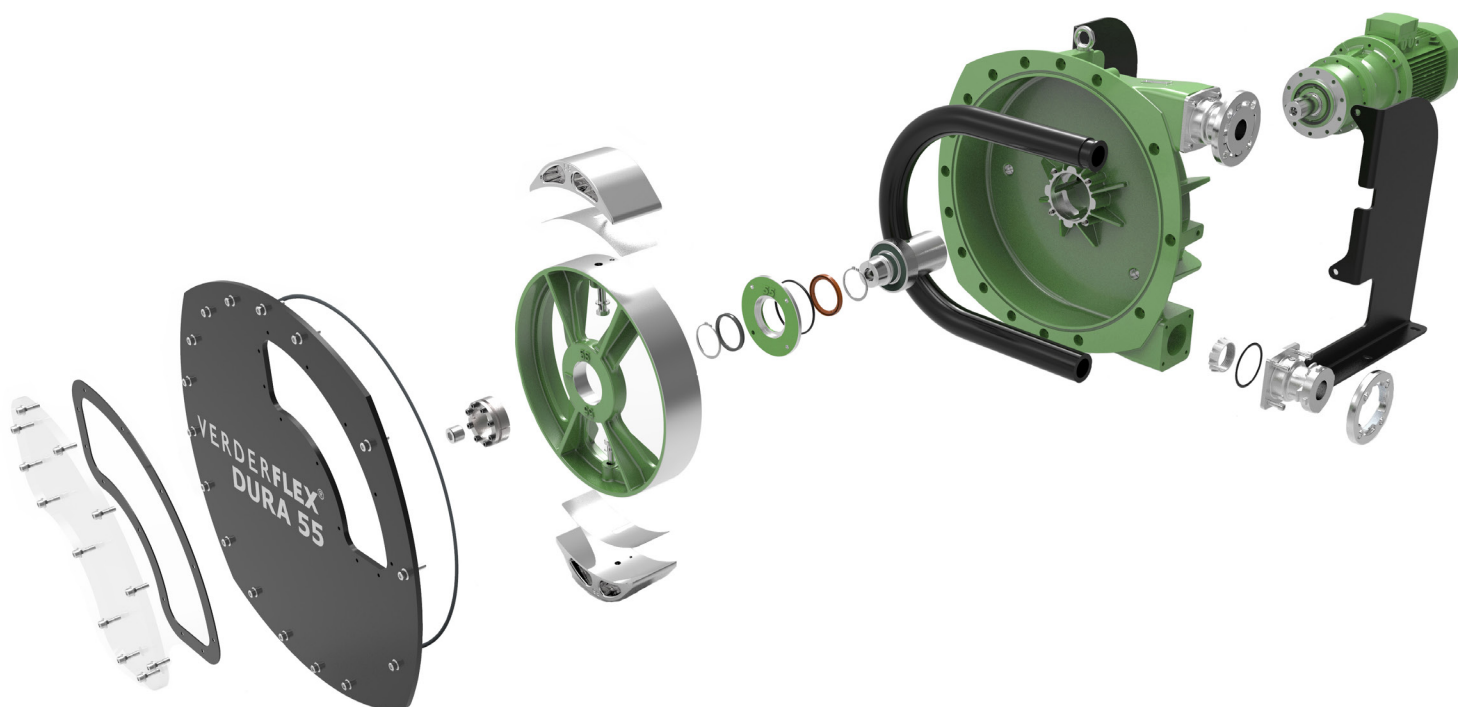
Spare Parts List

Dura 45, 55  
and 60

Version 2.7v-08/2024

Print-No. 01

Original instructions (en)





Version 2.7v-08/2024  
Print-No. 01



### Contents

|           |   |           |
|-----------|---|-----------|
| <b>1.</b> | <b>About.....</b>                             | <b>4</b>  |
| 1.1       | Pump layout – Exploded view Dura 45 .....     | 4         |
| 1.2       | Pump layout – Exploded view Dura 55/ 60 ..... | 5         |
| <b>2.</b> | <b>Spare parts list .....</b>                 | <b>6</b>  |
| <b>3.</b> | <b>Parts for reference .....</b>              | <b>10</b> |
| <b>4.</b> | <b>Accessories .....</b>                      | <b>11</b> |
| <b>5.</b> | <b>Hose options .....</b>                     | <b>12</b> |
| <b>6.</b> | <b>Lubricants.....</b>                        | <b>12</b> |
| <b>7.</b> | <b>Document history.....</b>                  | <b>13</b> |

## 1. About

This document contains a list of spares to help maintain and repair the Dura 45, 55 and 60 range of peristaltic pumps. If in doubt, please contact your local Verder distributor and provide the pump serial number for genuine Verderflex® spares.

### 1.1 Pump layout – Exploded view Dura 45

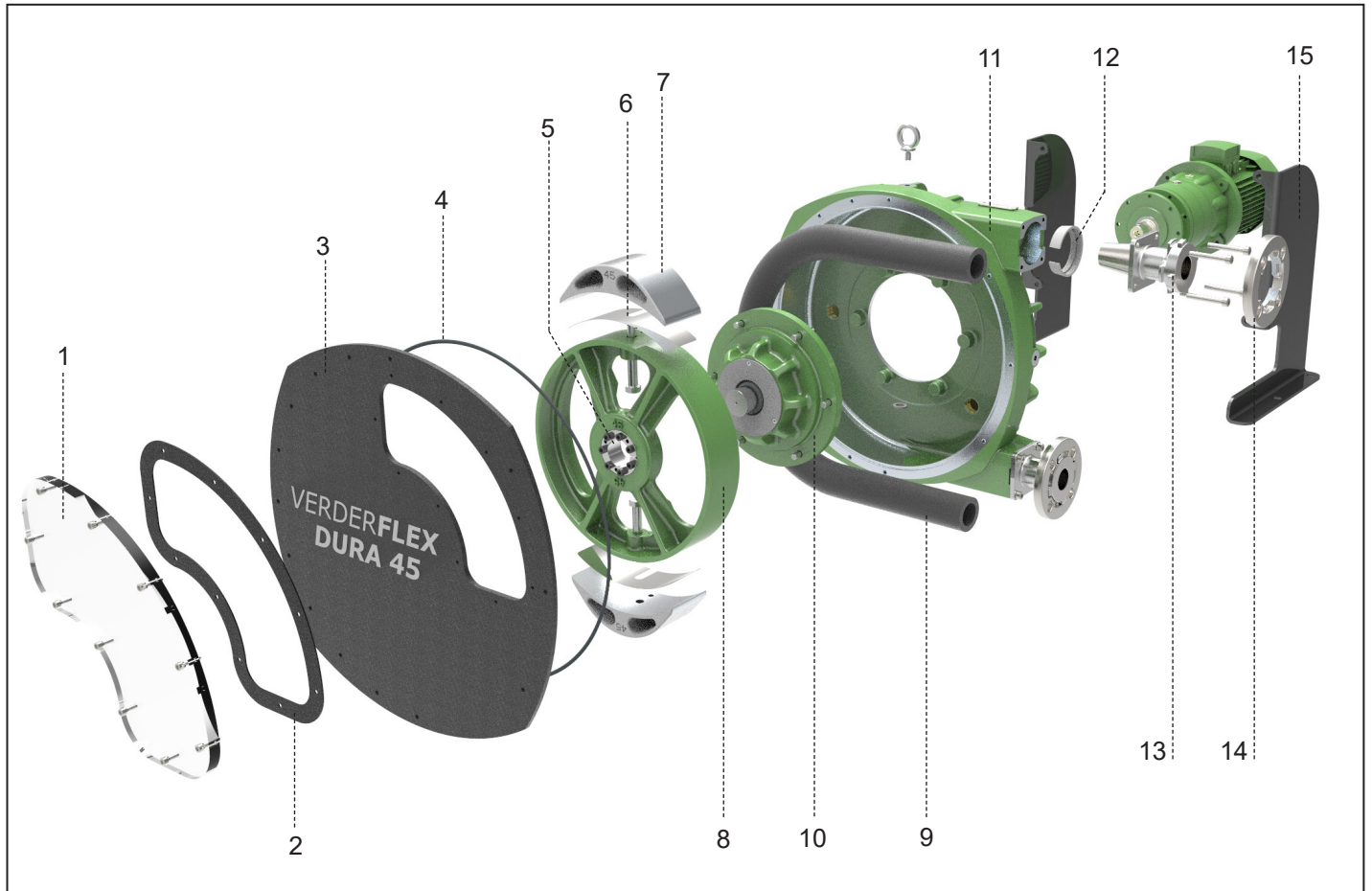


Figure 1 Layout - Dura 45 - Generic View

|   |                          |    |                 |    |                |
|---|--------------------------|----|-----------------|----|----------------|
| 1 | Inspection Window        | 6  | Shims           | 11 | Pump Casing    |
| 2 | Inspection Window Gasket | 7  | Rotor Shoe      | 12 | Clamp Ring     |
| 3 | Front Cover              | 8  | Rotor           | 13 | Port Flange    |
| 4 | Front Cover O-Ring       | 9  | Hose            | 14 | ¼ Turn Flange  |
| 5 | Rotor Mounting Bush      | 10 | Bearing Housing | 15 | Mounting Frame |

## 1.2 Pump layout – Exploded view Dura 55/ 60

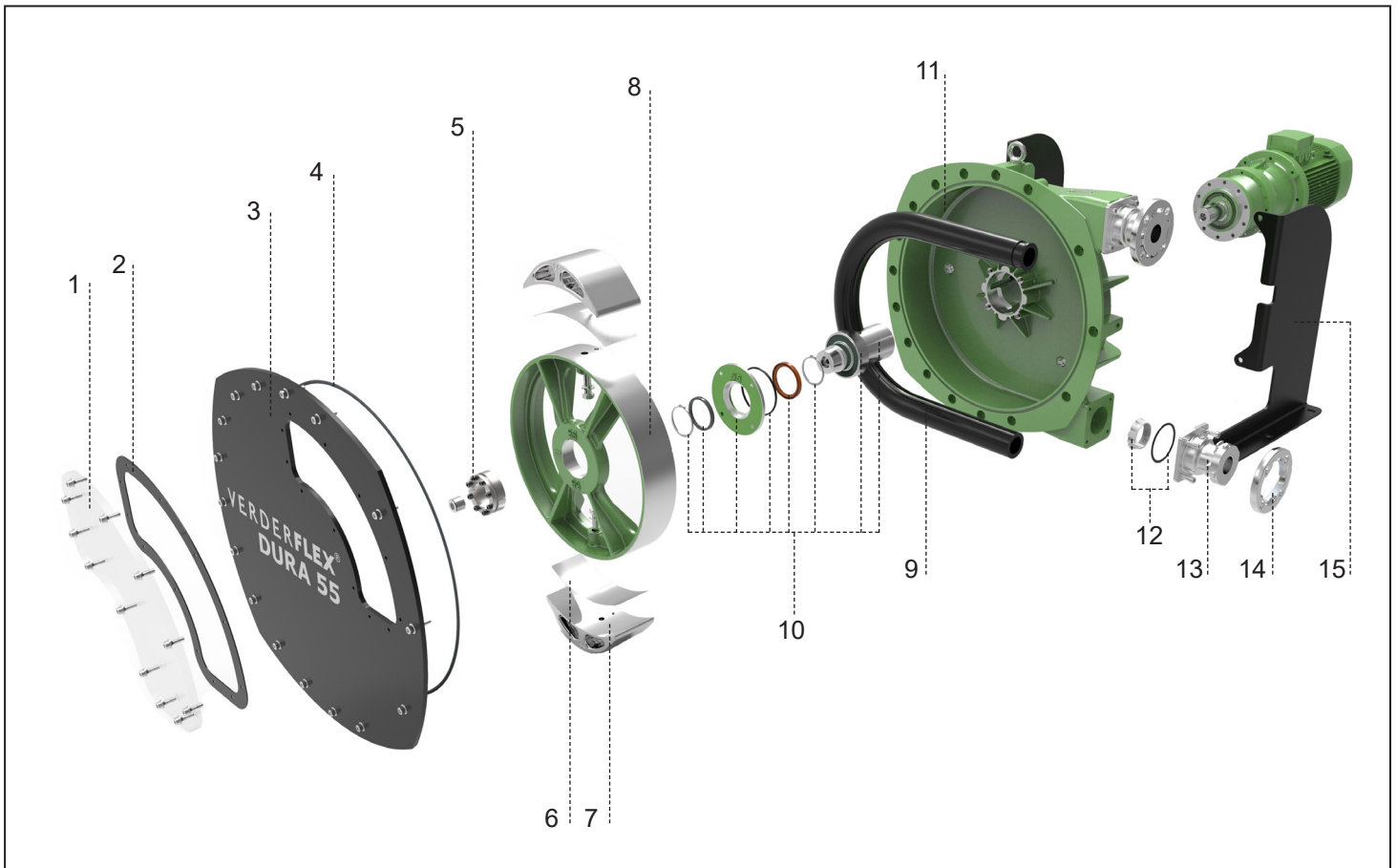









Figure 2 Layout - Dura 55 / 60 - Generic View

|   |                          |    |                                    |    |               |
|---|--------------------------|----|------------------------------------|----|---------------|
| 1 | Inspection Window        | 6  | Shims                              | 11 | Pump Housing  |
| 2 | Inspection Window Gasket | 7  | Rotor Shoe                         | 12 | Clamp Ring    |
| 3 | Front Cover              | 8  | Rotor                              | 13 | Port Flange   |
| 4 | Front Cover O-Ring       | 9  | Hose                               | 14 | ¼ Turn Flange |
| 5 | Rotor Mounting Bush      | 10 | Seal Kit and Bearing <sup>1)</sup> | 15 | Frames        |








<sup>1)</sup> **Applies to Dura MKIII 55 & 55HF only.** (→ refer to Dura 55/60 operating manual)

Note: D60 parts are common to D55HF parts and specifications






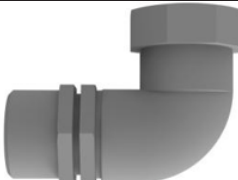
## 2. Spare parts list

| ITEM | DESCRIPTION  | PART No.            |   | QTY | REFERENCE   |
|------|--|---------------------|---|-----|---|
| 1.   | Front Cover Inspection Window  | D45                 | 139.2225.P                                | 1   |    |
|      |  | D55<br>D55HF<br>D60 | 139.1019                                  |     |   |
| 2.   | Front Cover Inspection Window Gasket                                   | D45                 | 139.2234                                  | 1   |    |
|      |  | D55<br>D55HF<br>D60 | 139.1020                                  |     |   |
| 2.1  | Front Cover Inspection Window and Gasket Assembly                      | D45                 | 139.2225.PA                               | 1   |    |
|      |  | D55<br>D55HF<br>D60 | 139.1038                                  |     |   |
|      | Front Cover Inspection Window and Gasket Assembly for ATEX Rated Pumps | D45                 | 139.2226                                  |     |   |
|      |  | D55<br>D55HF<br>D60 | 149.0204                                  |     |   |
| 3.   | Front Cover  | D45                 | 139.1043.ST                               | 1   |  |
|      |  | D55<br>D55HF<br>D60 | 139.1016                                  |     |   |
| 3.1  | Front Cover Assembly   | D45                 | 139.1043.A                                | 1   |  |
|      |  | D55                 | 139.1044.A                                |     |   |
|      |  | D55HF / D60         | 149.5513<br>(D60 sticker will be applied) |     |   |
| 4.   | Front Cover O-ring   | D45                 | 139.1079                                  | 1   |  |
|      |  | D55<br>D55HF<br>D60 | 139.1017                                  |     |   |
| 5.   | Rotor Mounting Bush  | D45                 | 139.8007                                  | 1   |  |
|      |  | D55<br>D55HF<br>D60 | 139.1005                                  |     |   |

## Spare Parts List (continued)











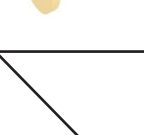

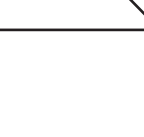



| ITEM | DESCRIPTION              | PART NO.            |             | QTY | REFERENCE   |
|------|--------------------------|---------------------|-------------|-----|---|
| 6.   | Shims<br>(pack of 20)    | D45                 | 139.8007    | 1   |    |
|      |                          | D55<br>D55HF<br>D60 | 139.1390    |     |   |
| 7.   | Rotor Shoe               | D45                 | 139.8019.A  | 1   |    |
|      |                          | D55<br>D55HF<br>D60 | 139.8020.A  |     |   |
| 8.   | Rotor                    | D45                 | 139.2051.CI | 1   |    |
|      |                          | D55<br>D55HF<br>D60 | 139.1013    |     |   |
| 9.   | Bearing Housing          | D45                 | 139.8001.A  | 1   |   |
|      |                          | D55<br>D55HF<br>D60 | N/A         |     |   |
| 9.1  | Bearing Housing Seal Kit | D45                 | 139.1454.A  | 1   |  |
|      |                          | D55<br>D55HF<br>D60 | N/A         |     |   |
| 9.2  | Seal Kit                 | D45                 | N/A         | 1   |  |
|      |                          | D55<br>D55HF<br>D60 | 149.0200    |     |   |
| 9.3  | Seal Kit and Bearing     | D45                 | N/A         | 1   |  |
|      |                          | D55<br>D55HF<br>D60 | 149.0201    |     |   |

## Spare Parts List (continued)

| ITEM | DESCRIPTION  | PART NO.                   |            | QTY | REFERENCE   |
|------|--|----------------------------|------------|-----|---|
| 9.4  | Drive Shaft Assembly   | D45                        | N/A        | 1   |    |
|      |  | D55/D55HF/<br>D60<br>(301) | 149.0203   |     |   |
|      |  | D55/D55HF/<br>D60<br>(303) | 149.5512   |     |   |
| 10.  | Hygienic Flange DIN11851<br>(supplied in pairs)                | D45                        | 149.0213   | 1   |   |
|      |  | D55                        | 149.0214   |     |   |
|      |  | D55HF<br>D60               | 149.5514   |     |   |
| 10.1 | Hygienic Flange Tri Clamp<br>DIN32676-A<br>(supplied in pairs) | D45                        | 149.0221   | 1   |  |
|      |  | D55                        | 149.0222   |     |   |
|      |  | D55HF<br>D60               | 149.5515   |     |   |
| 11.  | Mounting Frame   | D45                        | 139.2328.A | 1   |  |
|      |  | D55<br>D55HF<br>D60        | 149.0202   |     |   |
| 12.  | Drain Assembly   | D45<br>D55<br>D55HF<br>D60 | 139.8055   | 1   |  |
| 13.  | Filler Assembly  | D45<br>D55<br>D55HF<br>D60 | 139.1762   | 1   |  |










## Spare Parts List (continued)

| ITEM                                      | DESCRIPTION                                    |   | PART No.     |   | QTY   | REFERENCE   |   |
|---|--|---|--------------|---|---|---|---|
|   |  |   |              |   |   | D45   | D55   |
| 14.                                       | Clamp Ring<br>(Supplied as Flange Sealing Kit) |   | D45          | 139.1046  | 1   |    |    |
|   |  |   | D55          | 139.1036  |   |   |   |
|   |  |   | D55HF<br>D60 | 149.5511  |   |   |   |
| 15.                                       | Standard<br>Flange<br>(supplied in<br>pairs)   | SS 1pc. Solid                               | D45          | 139.8044.A  | 1   |    |    |
|   |  |   | D55          | 139.1034  |   |   |   |
|   |  |   | D55HF / D60  | 139.5503  |   |   |   |
|   |  | SS Flange<br>(without Insert)               | D45          | -   | 1   |    |    |
|   |  |   | D55          | 139.1035  |   |   |   |
|   |  |   | D55HF / D60  | 149.5507  |   |   |   |
|   |  | Split Flange<br>Assembly                    | D45          | 139.8052.A  | 1   |  |  |
|   |  |   | D55          | 139.1057  |   |   |   |
|   |  | SS Flange<br>(complete with<br>PP Insert)   | D45          | 139.8054.A  | 1   |  |  |
|   |  |   | D55HF / D60  | 149.5508  |   |   |   |
|   |  | SS Flange<br>(complete with<br>PVDF Insert) | D45          | 139.8053.A  | 1   |  |  |
|   |  |   | D55HF / D60  | 149.5509  |   |   |   |
| SS Flange<br>(complete with<br>SS Insert) | D55  | 139.1056                                    | 1            |  |  |   |   |
|   | D55HF / D60                                    | 149.5510                                    |              |   |   |   |   |
| 15.1                                      | Flange Insert                                  | PP  | D45          | 139.8054  | 1   |  |  |
|   |  |   | PVDF         | 139.8053  |   |   |   |
|   |  | PP  | D55          | 139.2157  |   |   |   |
|   |  |   | PVDF         | 139.2158  |   |   |   |
|   |  | SS  | D55          | 139.2156  |   |   |   |
|   |  |   | PP           | 149.5504  |   |   |   |
|   |  | PVDF  | D55HF<br>D60 | 149.5505  |   |   |   |
|   |  |   | SS           | 149.5506  |   |   |   |


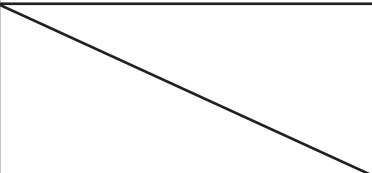
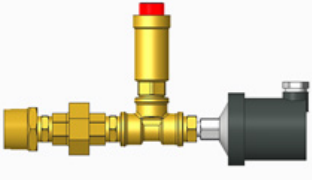



## 3. Parts for reference

(not supplied as individual spares by Verder)



| ITEM | DESCRIPTION               | PART NO.            |  | REFERENCE   |
|------|---------------------------|---------------------|--|---|
| 1.   | Mounting Frame Fasteners  | D45                 | M12 x 25 - 10.9<br>Steel BZP             |    |
|      |                           | D55<br>D55HF<br>D60 | M16 x 30 - 10.9<br>Steel BZP             |   |
| 2.   | Rotor Shoe Fasteners      | D45                 | M16 x 60 - 10.9<br>Steel BZP             |    |
|      |                           | D55<br>D55HF<br>D60 | M16 x 75 - 10.9<br>Steel BZP             |   |
| 3.   | Bearing Housing Fasteners | D45                 | M12 x 35 - 10.9<br>Steel BZP             |   |
| 4.   | Front Cover Screws        | D45                 | M8 x 35 - 12.9<br>Steel BZP              |  |
|      |                           | D55<br>D55HF<br>D60 | M10 x 40 - 12.9<br>Steel BZP             |   |
| 5.   | Port Flange Screws        | D45                 | M10 x 70 - 12.9<br>Steel BZP FULL<br>THD |  |
|      |                           | D55<br>D55HF<br>D60 | M12 x 40 - 12.9<br>Steel BZP             |   |
| 6.   | Inspection Windows Screws | D45                 | M6 x 25 - 12.9<br>Steel BZP              |  |
|      |                           | D55<br>D55HF<br>D60 | M6 x 27 - 8.8<br>Steel BZP               |   |

| ITEM    | DESCRIPTION       | PART NO.            |                       | REFERENCE   |
|---------|-------------------|---------------------|-----------------------|---|
| WASHERS | Mounting Frame    | D45                 | M12 serrated external |  |
|         | Inspection Window |                     | M6 Form A BZP         |   |
|         | Front Cover       |                     | M8 Form A BZP         |   |
|         | Rotor Shoe        |                     | M16 Form A BZP        |   |
|         | Mounting Frame    | D55<br>D55HF<br>D60 | M16 Spring Washer     |   |
|         | Inspection Window |                     | M8 Form A BZP         |   |
|         | Front Cover       |                     | M10 Form A BZP        |   |
|         | Rotor Shoe        |                     | M16 Form A BZP        |   |

## 4. Accessories

| ITEM | DESCRIPTION                                    | PART NO.            |          | QTY | REFERENCE   |
|------|--|---------------------|----------|-----|---|
| 1.   | High Level Sensor                              | D45                 | 139.8048 | 1   |   |
|      |  | D55<br>D55HF<br>D60 |          |     |   |
| 2.   | Low Level Sensor                               | D45                 | Obsolete | -   |  |
|      |  | D55<br>D55HF<br>D60 |          |     |   |
| 3.   | Hose burst kit (non-ATEX)                      | D45                 | 127.0720 | 1   |  |
|      |  | D55<br>D55HF<br>D60 |          |     |   |
| 4.   | Hose burst and vent kit (for ATEX rated pumps) | D45                 | 149.0729 | 1   |  |
|      |  | D55<br>D55HF<br>D60 | 149.0730 | 1   |  |
| 5.   | Revolution Sensor                              | D45                 | 129.0805 | 1   |  |
|      |  | D55<br>D55HF<br>D60 |          |     |   |

## 5. Hose options

| ITEM | DESCRIPTION         |         | Part No      |          | Qty | REFERENCE   |
|------|---------------------|---------|--------------|----------|-----|---|
| 1.   | NR/White            | singles | D45          | 139.0005 | 1   |    |
|      |                     |         | D55          | 139.0006 |     |   |
|      |                     |         | D55HF<br>D60 | 139.0007 |     |   |
| 2.   | NBR/Yellow          | singles | D45          | 139.0516 | 1   |    |
|      |                     |         | D55          | 139.0517 |     |   |
| 3.   | NBRF/Yellow + White | singles | D45          | 139.2025 | 1   |    |
|      |                     |         | D55          | 139.2026 |     |   |
| 4.   | Hypalon® / Green    | singles | D45          | 139.2014 | 1   |   |
|      |                     |         | D55          | 139.2015 |     |   |
| 5.   | EPDM/Red            | singles | D45          | 139.0014 | 1   |  |
|      |                     |         | D55          | 139.0015 |     |   |
|      |                     |         | D55HF<br>D60 | 139.0019 |     |   |

**NOTE:** D60 hoses are interchangeable with D55HF hoses

## 6. Lubricants

The pump must always be filled with the correct amount of lubricant (just below inspection window).  
The following table indicates the standard amount of lubricant supplied with Dura pumps in litres and US gallons.

| Pump Size       | Lubricant   | Standard Quantity Supplied with Pump | Part No  |
|-----------------|-------------|--------------------------------------|----------|
| Dura 45         | Verderlube® | 10L (2.64 US gal)                    | 129.1421 |
|                 | VerderSil®  |                                      | 129.1376 |
| Dura 55/55HF/60 | Verderlube® | 15L (3.96 US gal)                    | 129.1417 |
|                 | VerderSil®  |                                      | 129.1378 |

## 7. Document history

| Release | Description                                   | Date    | Approved |
|---------|---|---------|----------|
| v2.6    | D55HF details added, general tidy and update. | JAN '22 | ISH      |
| v2.7    | Updated as D55HF becomes D60                  | Aug '24 | AJB      |

## Trademarks

VERDERFLEX® is a registered trademark of Verder Liquids B.V. No permission is granted to use any Verder, trademarks or trade names included in this document without the prior written agreement of Verder Liquids B.V.

Tri-clamp® is a registered trademark of Alfa Laval Corporate AB.

Hypalon® is a registered trademark of RSCC Wire & Cable LLC.